

IMMIGRATION, EMIGRATION, & NATURALIZATION

Definitions

Immigration: The act of individuals moving into a foreign country with the intention of establishing permanent residence there.

Emigration: The act of individuals leaving their home country to establish permanent residence in another country.

Naturalization: The legal process through which an immigrant becomes a citizen of their adopted country.

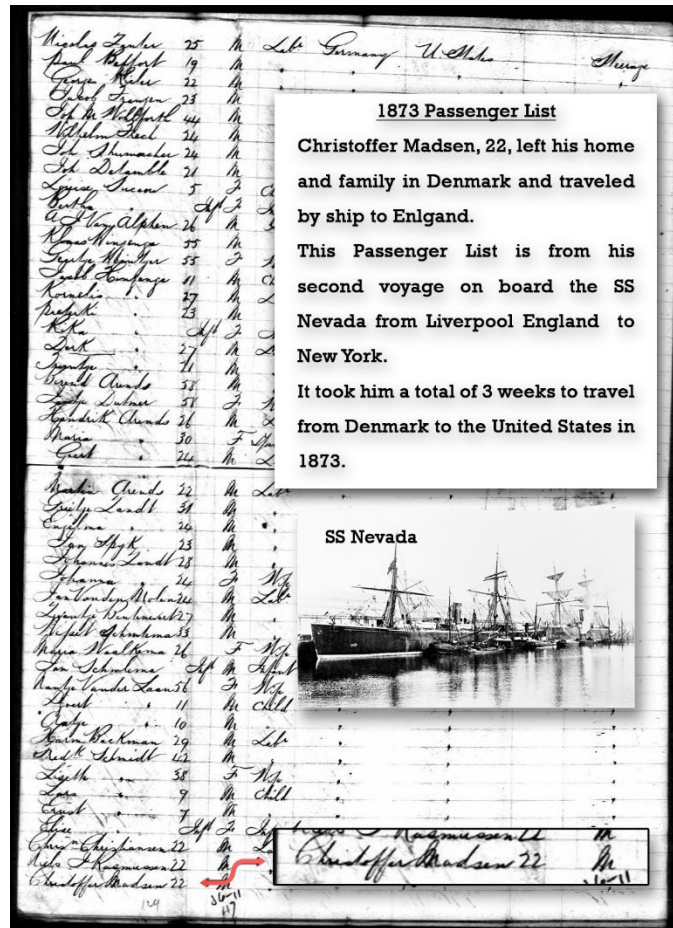
Alien: An individual who is not a citizen or national of the country in which they reside.

Citizenship: The legal status of being a recognized member of a country with certain rights and responsibilities.

Declaration of Intent: A formal statement made by an immigrant declaring their intention to become a citizen of a new country.

Oath of Allegiance: A sworn statement taken during the naturalization process, in which an immigrant pledges loyalty to their new country.

Petition for Naturalization: A formal application submitted by an immigrant seeking to become a citizen of their adopted country.



COMPOSITION BY C.H. KNOX, PASSENGER LIST-ANCESTRY.COM, SHIP IMAGE -NORWAYHERITAGE.COM

Citizenship Certificate: A document issued to an immigrant upon successful completion of the naturalization process.

Immigration Act: A law or legislation governing the immigration process in a particular country.

Primogeniture: The right of succession belonging to the firstborn child.

Why Migrate?

Push and Pull Factors

Push and pull factors are key concepts in understanding the motivations behind immigration. They describe the forces that "push" people away from their home countries and the factors that "pull" them towards a new destination. These factors can vary based on individual, economic, social, and political circumstances. Let us explore push and pull factors in more detail:

Push Factors:

Economic Hardship: Poverty, lack of job opportunities, and limited access to resources in the home country can compel people to seek better economic prospects elsewhere.

Lack of Land or Inheritance Laws and or Primogeniture:

Historically, the lack of land opportunities for children other than first born sons was a prevalent issue in many European countries, particularly during agrarian societies where land ownership was essential for social and economic status. In these societies, the principle of primogeniture was commonly practiced, which meant that the eldest son inherited the family's entire estate, including land, while younger siblings received little or no inheritance.

The practice of primogeniture served several purposes:

1. **Consolidation of Wealth:** By passing down the entire estate to the eldest son, the family's wealth and land remained concentrated, making it easier to maintain the family's social status and influence over generations.
2. **Avoiding Fragmentation of Land:** Land was a valuable and limited resource and dividing it among multiple heirs could lead to fragmented and economically less viable holdings.



IMMIGRANTS AT ELLIS ISLAND CA. 1903 – LOC.GOV

3. Ensuring a Clear Line of Succession: Primogeniture provided a clear line of succession and minimized potential disputes over inheritance.

For younger sons, the lack of land opportunities posed significant challenges:

1. Economic Disadvantage: Without inherited land or resources, second-born children had fewer economic opportunities, making it difficult for them to establish themselves independently.



LANDING AT ELLIS ISLAND IN 1902 – LOC.GOV

3. Pursuit of Non-Land-Based Careers: In some cases, younger sons had to seek alternative career paths outside of agriculture, often joining the military, clergy, or entering trades and professions.

4. Social Standing: The lack of land inheritance could result in lower social status, as land ownership was closely tied to prestige and influence in agrarian societies.

Over time, some European countries began to modify their inheritance laws, moving away from strict primogeniture and adopting more equitable distribution of assets among heirs. These changes were often influenced by societal and economic shifts, such as the rise of industrialization and changes in property ownership laws.

Today, many European countries have abolished primogeniture, implementing more modern and fair distribution of assets among all heirs. However, the historical legacy of land

opportunities, or the lack thereof, for second-born children has left a lasting impact on family dynamics, social structures, and patterns of migration in Europe.

Political Instability: Political turmoil, civil unrest, and oppressive regimes can force individuals to leave their home countries in search of safety and freedom.

Religious or Ethnic Persecution:

Discrimination, persecution, or religious intolerance can push minority groups or individuals with specific religious beliefs to seek refuge in more tolerant societies.

Natural Disasters and Environmental Issues:

Frequent natural disasters, environmental degradation, or climate change can make living conditions inhospitable and prompt people to seek safer places to live.



NEW YORK STEAM SHIP OF IMMIGRANTS PASSING STATUE OF LIBERTY 1887 – LOC.GOV

Lack of Basic Services: Inadequate healthcare, education, and basic services in the home country can drive people to immigrate to countries with better infrastructures.

Limited Opportunities for Personal Growth: The absence of opportunities for personal development, such as access to education or training, can encourage individuals to seek better prospects elsewhere.

Pull Factors:

Economic Opportunities: The promise of better-paying jobs, more robust economies, and opportunities for entrepreneurship attracts immigrants seeking to improve their economic status.

Political Stability and Freedom: Countries with stable political systems, democratic values, and respect for human rights can be attractive to individuals seeking safety and political freedom.

Educational and Career Advancements: Access to quality education, advanced research facilities, and professional opportunities can draw skilled workers and students to immigrate.

Family Reunification: The presence of family members or relatives in a country can serve as a pull factor, as individuals may wish to reunite with their loved ones.

Chain Migration



FINAL DISCHARGE FROM ELLIS ISLAND, 1902 - LOC.GOV

Understanding History: Knowing the history of the country your ancestors emigrated from during the time in which they left can help you to understand why they would risk their lives to get on a ship and go to an unknown part of the world to face unknown hardships and to establish a new life on the hope and dreams of a better life.

Timeline of Immigration Laws in the United States

Here is a dated timeline of *some* key immigration laws in the United States:



1790 Naturalization Act of 1790: The first U.S. Congress established rules for naturalization, limiting citizenship to "free white persons" who had resided in the country for at least two years.

1795 – Three-year residency requirement added to file declaration of intent.

1804 – Widows and children of deceased men who had filed first papers, were given citizenship.

1824 – Residency time requirement was shortened to two years.

1855 – Alien women who married a citizen was automatically granted citizenship.


1862 Homestead Act of 1862: Encouraged westward migration and settlement by granting 160 acres of public land to those who agreed to live on and cultivate it for five years.

Also, Army personnel over 21 years of age, could become a citizen within a year of service. Navy and Merchant Marines would be added to this law in 1894.

1868 – African Americans automatically became citizens with the passage of the 14th Amendment.

1882 Chinese Exclusion Act: Prohibited the immigration of Chinese laborers, making it the first significant law to restrict immigration based on nationality.

1906 The Bureau of Immigration and Naturalization (INS) was created. Alien registration was required. Residency was changed to two years (first papers or intent) and five years (final papers).



IMMIGRANTS LANDING AT CASTLE GARDEN - HARPER'S WEEKLY 1880 - LOC.GOV

1907 Women Lost Citizenship U.S. women with citizenship who married a foreigner lost her U.S. citizenship, often becoming a citizen of her husbands' country. There have been some cases where the foreign country would not allow automatic citizenship of the new bride, thus making her a woman without a country. This law was repealed in 1936.

1917 Immigration Act of 1917 (Asiatic Barred Zone Act): Extended the ban on immigration from the Asia-Pacific region, including much of Asia and the Pacific Islands.

1921 Emergency Quota Act: Introduced numerical quotas for immigration based on nationality, limiting the number of immigrants from certain countries to 3% of the foreign-born population from that country in the 1910 U.S. Census.

1924 Immigration Act of 1924 (Johnson-Reed Act): Further reduced the annual immigration quotas and changed the basis for calculating them to the 1890 U.S. Census, which favored immigrants from Western and Northern Europe.

1943 Magnuson Act (Chinese Exclusion Repeal Act of 1943): Repealed the Chinese Exclusion Act and allowed a limited number of Chinese immigrants to enter the U.S. and become eligible for naturalization.

1952 Immigration and Nationality Act of 1952 (McCarran-Walter Act): Revised and consolidated all prior immigration laws into one comprehensive statute. It reaffirmed the national origins quota system, but also allowed immigrants from Asia and Africa to be eligible for naturalization.

1965 Immigration and Nationality Act Amendments of 1965 (Hart-Celler Act): Abolished the national origins quota system and introduced a new preference-based system, prioritizing family reunification and skilled workers.

1986 Immigration Reform and Control Act (IRCA): Provided a pathway to legalization for certain undocumented immigrants while also establishing penalties for employers hiring unauthorized workers.

1996 Illegal Immigration Reform and Immigrant Responsibility Act (IIRIRA): Strengthened immigration enforcement, introduced tougher penalties for immigration violations, and expanded grounds for deportations.

This timeline provides an overview of some significant immigration laws in the United States, showcasing the evolution of immigration policy over time. It is important to note that immigration laws continue to evolve, and there have been additional amendments and acts beyond this timeline.

Ports of Entry for Immigrants to the U.S.

Castle Garden, New York: The country's first official immigrant processing center, in operation from 1855 to 1890.

Ellis Island, New York: One of the most iconic ports of entry for immigrants from 1892 to 1954, particularly for European immigrants.

Angel Island, California: Operated from 1910 to 1940, it served as a processing center for immigrants, especially those from Asia, primarily China.

Boston, Massachusetts: Significant port of entry, particularly during the 19th and early 20th centuries, for immigrants arriving in New England.

Philadelphia, Pennsylvania: Active port of entry for immigrants, especially during the 19th and early 20th centuries.

Galveston, Texas: Major port of entry for immigrants, especially from Eastern Europe, during the late 19th and early 20th centuries.

San Francisco, California: Key West Coast port of entry, processing many immigrants from Asia and the Pacific.

Baltimore, Maryland: Important port of entry on the East Coast, processing numerous immigrants during the 19th and early 20th centuries.

New Orleans, Louisiana: Played a significant role as a port of entry for immigrants, particularly during the 19th century.

Savannah, Georgia: Historic port of entry for immigrants, serving the southeastern region of the U.S.



ELLIS ISLAND, NY HARBOR, GEO. P. HALL COLLECTION CA. 1876-1914

These ports of entry played crucial roles in the history of immigration to the United States, processing millions of immigrants from various countries and contributing to the cultural diversity of the nation.

Land Border Crossings

Here are *some* of the Major Land Border Crossings for Immigrants to the U.S. Prior to 1950:

1. Mexican Border:

- El Paso, Texas - Ciudad Juárez, Chihuahua
- Nogales, Arizona - Nogales, Sonora
- Laredo, Texas - Nuevo Laredo, Tamaulipas
- Brownsville, Texas - Matamoros, Tamaulipas
- San Diego, California - Tijuana, Baja California
- Eagle Pass, Texas - Piedras Negras, Coahuila
- Douglas, Arizona - Agua Prieta, Sonora

2. Canadian Border:

- Buffalo, New York - Fort Erie, Ontario
- Detroit, Michigan - Windsor, Ontario
- Houlton, Maine - Woodstock, New Brunswick
- Champlain, New York - Lacolle, Quebec
- Blaine, Washington - Surrey, British Columbia
- Portal, North Dakota - North Portal, Saskatchewan



Peace Arch 1921 – Between Vancouver, Canada and U.S.



Modes of Transportation

Here is a chronological list of modes of transportation used by immigrants to the U.S., along with approximate periods when each mode was common:

1. Sailing Ships (1600s to mid-1800s): Sailing ships were the primary mode of transatlantic transportation for immigrants before the widespread use of steamships. Immigrants from Europe traveled on sailing ships, enduring longer and more hazardous journeys. Sailing typically took about six weeks to cross the Atlantic from the European ports to America.

2. Canals (early to mid-1800s): Canals, such as the Erie Canal, played a role in transportation before extensive railroad networks were developed. They facilitated migration to the Midwest and other inland regions.


3. Steamships (mid-1800s to early 1900s): Steamships became the dominant mode of transatlantic immigration during the 19th and early 20th centuries. They provided faster and more reliable transportation for millions of immigrants from Europe to the United States.

For a time, before steam ships were reliable, they continued to have sails, just in case something went wrong with the new steam engine technology.

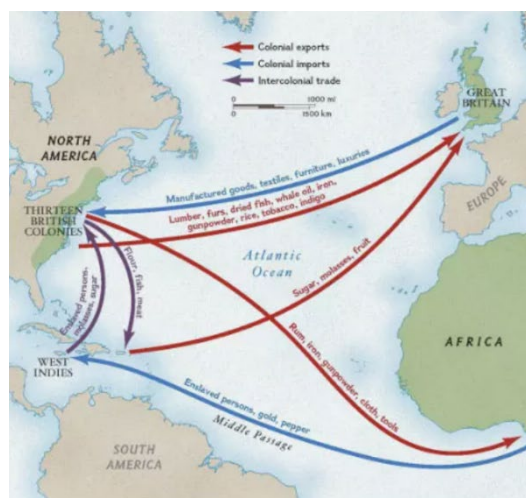
Steam ships dramatically shortened the time to cross the Atlantic to about two weeks crossing from European ports to America.



"MAYFLOWER" NEEDHAM, CHARLES AUSTIN, 1844-1922, ARTIST. LOC.GOV



COMBO STEAM & SAILING SHIP CA. 1859 - LOC.GOV



Transportation Routes

4. Trains (mid-1800s to early 1900s): Trains played a crucial role in transporting immigrants from ports of entry to their final destinations within the United States. The expansion of railroad networks facilitated inland migration and settlement.



THE EXPRESS TRAIN - PUBLISHED BY CURRIER & IVES, CA. 1870 – LOC.GOV

5. Horse-Drawn Carriages and Wagons (until early 1900s): In rural areas or places with limited rail access, immigrants used horse-drawn carriages and wagons to travel from ports or train stations to their new homes.

6. Stagecoaches (until mid-1800s): Before the expansion of railroads, stagecoaches were used for long-distance travel within the United States. Immigrants in certain regions might have relied on stagecoach services for their journeys.

7. Walking (until early 1900s): In some cases, immigrants had to walk significant distances to reach their intended destinations, especially if they settled in rural or remote areas.

8. Horses and Mules (until early 1900s): In areas with poor infrastructure, immigrants might have used horses, mules, or other draft animals to traverse difficult terrain.

As transportation technology advanced, immigrants had access to faster and more efficient means of travel, which significantly impacted the patterns and experiences of immigration to the United States.

Passenger Lists

Some of the Laws Regarding Passenger Lists

1819 The Steerage Act (An Act regulating passenger ships and vessels): The first federal law in the United States addressing conditions and safety of passengers on immigrant ships. It required ship captains to provide sworn lists of passengers and ensure adequate food, water, and medical care during the voyage.

1855 The Passenger Act (An Act to regulate the carriage of passengers in steamships and other vessels): Aimed to improve passenger safety and conditions on ships arriving in U.S. ports. It required captains to submit more detailed passenger lists and provided penalties for non-compliance.

1882 The Immigration Act of 1882 (The Chinese Exclusion Act): Although not directly related to passenger lists, this act marked the beginning of federal control over immigration. It prohibited entry of Chinese laborers and mandated the U.S. Customs Service to keep detailed records of all passengers arriving in U.S. ports.

1891 The Immigration Act of 1891: Created the Office of the Superintendent of Immigration and established federal immigration stations to process arriving immigrants. It required steamship companies to present passenger lists and officially began the systematic federal collection of immigrant arrival records.

Ellis Island & Castle Gardens (New York)

Castle Garden Records: Before Ellis Island, Castle Garden in New York was the first official immigrant processing center (from 1855 to 1890).

Ellis Island Records: Ellis Island in New York was a major port of entry for immigrants from 1892 to 1954.



ELLIS ISLAND, NY HARBOR, GEO. P. HALL COLLECTION CA. 1876-1914

Finding Passenger Lists

Finding passenger list records is essential for genealogy research, as they provide valuable information about your ancestors' immigration to the United States. Here are some primary sources and places where you can find passenger list records:

The Statue of Liberty-Ellis Island Foundation: Apart from Ellis Island records, this foundation (StatueOfLiberty.org) also provides a searchable database of ship passenger manifests and other immigration records.

<https://www.statueofliberty.org/discover/passenger-ship-search/>

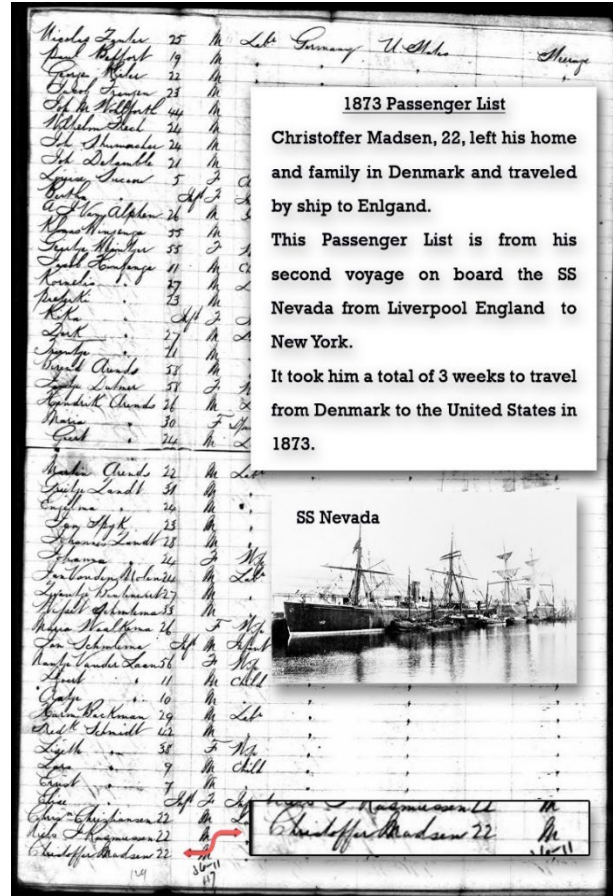
National Archives and Records Administration (NARA): NARA holds immigration records, including passenger lists, for the period before Ellis Island. The records are available at the National Archives in Washington, D.C., and some regional archives.

<https://www.archives.gov/>

FamilySearch: This free genealogy website offers a vast collection of historical records, including passenger lists. You can search by name, date of arrival, and other details. www.familysearch.org Go to the FamilySearch Wiki and drill into the location or port that your ancestor may have arrived in and search for passenger list. See also, [https://www.familysearch.org/en/wiki/United States Emigration and Immigration](https://www.familysearch.org/en/wiki/United_States_Emigration_and_Immigration)

Ancestry.com: Ancestry is a popular genealogy website that provides access to a vast collection of passenger list records. It offers a subscription-based service, but many libraries and genealogical societies also provide free access to Ancestry.com. Two ways to search here:

1. Go to the Immigration & Travel Collection:
2. Go to the Card Catalog, drill into the location your ancestor may have arrived in and see what records are available on Ancestry.



CHRISTOFFER MADSEN'S IMMIGRATION TO AMERICA 1873

Search DNA Help Extras Hire an Expert

Card Catalog

Searchable listing of all record collections

Results 1-25 of 157 Sort By Record Count

Search entire "Immigration & Emigration" Category

Title	Category	Records
New York, U.S., Arriving Passenger and Crew Lists (including Castle Garden and Ellis Island), 1820-1957	Immigration & Emigration	95,989,910 UPDATED
New York State, Passenger and Crew Lists, 1917-1967	Immigration & Emigration	6,439,428
Florida, U.S., Arriving and Departing Passenger and Crew Lists, 1898-1963	Immigration & Emigration	8,728,940
Honolulu, Hawaii, U.S., Arriving and Departing Passenger and Crew Lists, 1900-1959	Immigration & Emigration	8,104,046
U.S., Departing Passenger and Crew Lists, 1914-1966	Immigration & Emigration	781,019
Massachusetts, U.S., Arriving Passenger and Crew Lists, 1820-1963	Immigration & Emigration	7,830,329
Canada, Incoming Passenger Lists, 1865-1935	Immigration & Emigration	7,276,372
California, U.S., Arriving Passenger and Crew Lists, 1882-	Immigration &	6,431,854

Local Archives and Libraries: Some regional and local archives, libraries, and historical societies may hold passenger list records, especially for ports outside New York.

Online Digital Libraries: Many universities and libraries digitize historical documents, including passenger lists. Explore digital collections to see if relevant records are available.

Remember to use variations of names and be flexible with dates, as spelling and recording errors were common in historical records. Passenger lists can provide critical details about your ancestors' journeys, such as their names, ages, occupations, last residence, and the ship they arrived on, enriching your family history research.

Clues to Citizenship

Witnesses – In some areas, various Naturalization Acts passed in the 18th and 19th centuries required witnesses to be citizens in order to testify in naturalization proceedings. This can be a clue if you find your ancestor as a witness to another naturalization event.

Voters – The Fourteenth Amendment, ratified on July 9, 1868, granted citizenship to all persons born or naturalized in the United States and subject to its jurisdiction. This included former slaves and their descendants, ensuring that African Americans were recognized as citizens and protected under the law. Therefore, if you found your ancestor on a voter list, they were likely a citizen. Research voter records backwards in time to estimate a date when your ancestor may have been naturalized.

Census Records

U.S. Federal Census records have included information related to citizenship or naturalization at various points in history. Here are some notable census years and the type of citizenship or naturalization information they may have included:

1850 Census: The 1850 Census included a separate column for foreign-born individuals and their country of birth, indirectly providing information about the birthplace of immigrants but not necessarily citizenship.

1860 Census: Similar to the 1850 Census, the 1860 Census had a column for foreign-born individuals and their country of birth.

1870 Census: The 1870 Census included a specific question about citizenship status, with responses categorized as "U.S.," "Foreign-born," or "Parents foreign-born."

July, 1870. 298
J. A. Blair, Ass't Marshal.

10	PARENTAGE.		13	14	EDUCATION.		18	CONSTITUTIONAL RELATIONS.	
	Father of foreign birth.	Mother of foreign birth.			Cannot read.	Cannot write.		19	20
Place of Birth, naming State or Territory of U. S.; or the Country, if of foreign birth.			If born within the year, state month (Jan., Feb., &c.)	If married within the year, state month (Jan., Feb., &c.)	Attended school within the year.		Whether deaf and dumb, blind, insane, or idiotic.	Male Citizens of U. S. of 21 years of age and upwards.	Male Citizens of U. S. of 21 years of age and upwards, whose right to vote is denied or abridged on other grounds than rebellion or other crime.

1900 Census: The 1900 Census asked about the year of immigration to the United States and whether an individual was naturalized, and the number of years in the U.S.

1910 Census: The 1910 Census included additional questions about citizenship status, years of residence in the United States, and whether an individual had applied for citizenship. Note the abbreviations shown in the image.

Na. = Naturalized

Pa. = First Papers

Al. = Alien

1920 Census: The 1920 Census expanded on questions about naturalization, including the year of naturalization and English language proficiency.

1930 Census: The 1930 Census continued to inquire about citizenship, year of immigration, and naturalization status.

1940 Census: The 1940 Census included questions about citizenship status, number of years of residence in the United States, and the year of naturalization if applicable.

1950 Census: The 1950 Census asks in column 13, "What State (or foreign country) was he born in? In column 15 asks, "If foreign born- Is he naturalized?"

Researchers should correlate evidence with other records, such as naturalization records and passenger lists, to verify citizenship and naturalization details.

CITIZENSHIP.

131. Column 15. Year of immigration to the United States.—This question applies to all foreign-born persons, male and female, of whatever age. It should be answered, therefore, for every person whose birthplace as reported in column 12 was in a foreign country. Enter the year in which the person came to the United States. If he has been in the United States more than once, give the year of his first arrival.

132. Column 16. Whether naturalized or alien.—This question applies only to foreign-born males 21 years of age and over. It does not apply to females, to foreign-born minors, or to any male born in the United States. If the person was born abroad, but has become a full citizen either by taking out second or final papers of naturalization or through the naturalization of his parents while he was under the age of 21 years, write "Na" (for naturalized). If he has declared his intention to become an American citizen and has taken out his "first papers," write "Pa" (for papers). If he has taken no steps toward becoming an American citizen, write "Al" (for alien).

1 - 1910 CENSUS ENUMERATORS INSTRUCTIONS REGARDING CITIZENSHIP

128. Persons born outside Continental United States.—For persons born outside Continental United States, report the full name of the Territory or possession or the full name of the foreign country according to present international boundaries. Report the name of the province, city, town, or village for persons whose country of birth is not definitely known.

Report "At sea" for persons born at sea.

a. Distinguish between:

(1) "Northern Ireland" and "Ireland" (previously known as Irish Free State or Eire). "Northern Ireland" contains the following counties:

Londonderry, Antrim, Down, Armagh, Tyrone, Fermanagh. All other counties are in "Ireland."

(2) "Canada-French" and "Canada-Other." A Canadian-born person who spoke French before his entry into the United States should be reported "Canada-French." All other persons born in Canada should be classified as "Canada-Other."

b. Specify:

(1) "England," "Scotland," "Wales," etc., for persons born in Great Britain. Do not report as Great Britain.

(2) Country or island for persons born in West Indies.

Item 14. Naturalized?

129. Item 14. Ask for foreign-born persons.—Ask this question immediately after you have an answer of a foreign country for item 13. An entry is to be made in this column for all foreign-born persons and for persons born at sea, male or female, of whatever age, as follows:

a. "Yes" if the person has become an American citizen, either by taking out final naturalization papers or through the naturalization of either parent.

b. "No" if the person has neither become naturalized through naturalization of a parent nor taken out final papers. Enter "No" if the person has taken out first papers only.

c. "AP" if the person was born of American parents abroad or at sea.

130. Husband naturalized.—Prior to September 22, 1922, a foreign-born woman became a naturalized American citizen when her husband was naturalized, or if she married an American citizen. Since that date she has had to take out papers in her own name to become naturalized.

131. Parent naturalized.—A foreign-born child under 18 years old should be reported "No," unless the parents are citizens or are naturalized.

132. Born at sea.—A foreign-born person or a person born at sea was an American citizen at birth (a) if his father was an American citizen who had resided in the United States before the time of the child's birth, or (b) if the person was born after May 24, 1934, and if either parent was an American citizen who had resided in the United States before the time of the child's birth.


2 - 1950 ENUMERATOR INSTRUCTIONS ABOUT NATURALIZATION

The Naturalization Process


The process of becoming a naturalized citizen in the United States has evolved over time, but for genealogy research, it involves accessing naturalization records that provide valuable information about an ancestor's path to citizenship. Here is an overview of the process and its significance for genealogy research:

Naturalization Process


Certificate of Arrival &
Declaration of Intention
1930



Petition for Citizenship 1930



Oath of Allegiance 1933




1. Declaration of Intention (First Papers) & Certificate of Arrival: The naturalization process typically began with the immigrant filing a Declaration of Intention, also known as "First Papers." This document was often filed within a few years of the immigrant's arrival in the United States. The Declaration of Intention contained essential information about the individual, such as their name, birthplace, occupation, date of arrival in the U.S., and sometimes the name of the ship they arrived on. For genealogists, this document serves as a vital link to the immigrant's country of origin and the approximate time of their arrival.

2. Petition for Naturalization (Second Papers): After a waiting period (usually two to five years, depending on the time period), the immigrant could file a Petition for Naturalization, also known as "Second Papers." This petition was the final step in the naturalization process. It included more detailed information about the individual, such as their spouse's name, children's names and birthdates, current residence, and witnesses' names. For genealogy research, this document provides additional information about the immigrant's family and their life in the U.S.

3. Naturalization Certificate: Once the Petition for Naturalization was approved, the immigrant received a Naturalization Certificate, officially granting them U.S. citizenship. This document may include a photograph of the individual and further details about their citizenship and naturalization.

Passports & Applications

Most often you will find Passport Applications as opposed to the passport itself in online records. Be sure to turn the page as many of these books start with your ancestor on the right-side page, then turn the page to find the rest of the application on the back side of page one.



U.S. PASSPORT APPLICATIONS, 1795-1925 - ANCESTRY.COM

Early History: In the United States, early passports were handwritten documents signed by government officials and served as letters of introduction for U.S. citizens traveling abroad.

19th Century: In the 19th century, U.S. passports were primarily issued by foreign consuls or U.S. diplomats stationed overseas. **There was no centralized authority for passport issuance until 1856**, when the U.S. government began to issue official standardized passports.

Passport Act of 1918: The modern passport system in the U.S. was established by the Passport Act of 1918. This law required U.S. citizens to obtain a passport for foreign travel, and it granted the U.S. Secretary of State the authority to issue and regulate passports.

Information in Passports: The information found in passports has evolved over time, but typically includes the following details:

1. Personal Information: Full name, date and place of birth, gender, height, hair, and eye color.
2. Photograph: Passports usually include a photograph of the passport holder, which helps to identify the traveler.
3. Citizenship: The passport specifies that the holder is a citizen of the United States.

4. **Passport Number and Expiration Date:** Every passport has a unique identification number and an expiration date.
5. **Date of Issue:** The date when the passport was issued by the government.
6. **Signature:** The passport holder's signature is often required as a security measure.
7. **Emergency Contact Information:** In some modern passports, there may be space for emergency contact details.
8. **Visas and Entry/Exit Stamps:** Passports may also contain visas issued by foreign countries, as well as entry and exit stamps from various countries visited during the passport's validity.

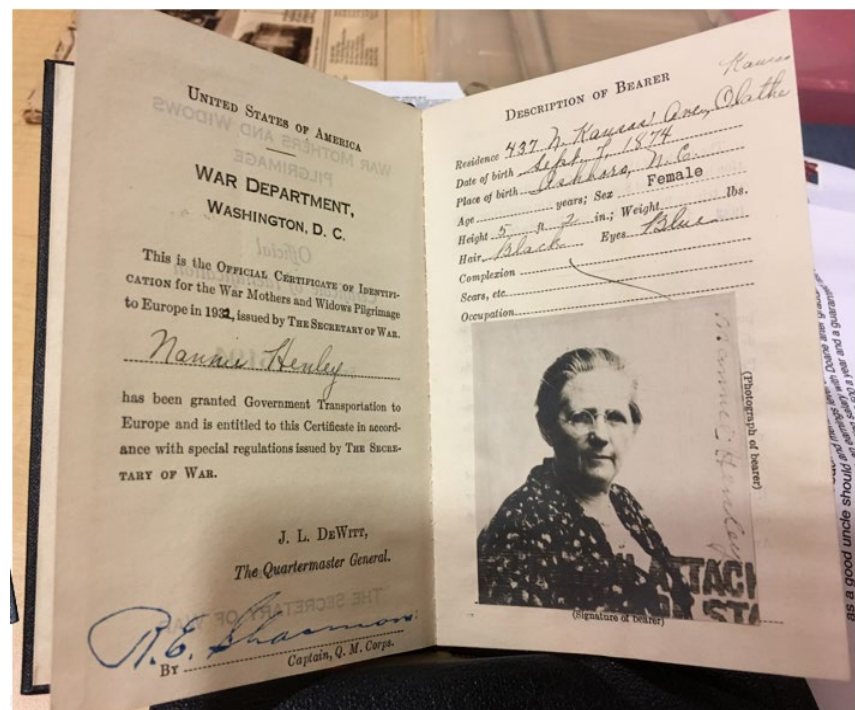
Note: You may find other forms of official identification as seen here for Gold Star Mothers created by the War Department during their pilgrimage to visit their fallen sons.

Passport Renewals: Passports are typically valid for ten years for adult U.S. citizens and five years for minors. Travelers can renew their passports before they expire to maintain a valid travel document.

Passport Cards: In addition to traditional passports, the U.S. also offers passport cards, which are wallet-sized travel documents valid for land and sea travel to specific neighboring countries, such as Canada, Mexico, the Caribbean, and Bermuda. However, they cannot be used for international air travel.

Passports were not always required for entry into the United States. The history of passport requirements for entry into the U.S. can be traced through different legislative acts and changing immigration policies. Here are some key milestones in the evolution of passport requirements for entering the United States:

1795: The U.S. government began issuing "sea letters" to American vessels. These documents served as a form of identification and protection for U.S. ships traveling abroad but were not equivalent to modern passports for individuals.



GOLD STAR MOTHER'S OFFICIAL CERTIFICATE OF IDENTIFICATION WWI

1856: The U.S. government began issuing official standardized passports to American citizens for foreign travel. However, passports were not yet required for entry into the United States.

1882: The Chinese Exclusion Act was passed, which restricted Chinese immigration to the United States. Chinese immigrants were required to obtain certificates to prove their lawful residence, but these certificates were not equivalent to passports.

1903: The Immigration Act of 1903 (Anarchist Exclusion Act) marked the first time the U.S. government required immigrants to possess a visa from a U.S. consular officer before boarding a vessel to the United States. This visa served as a precursor to the modern entry document requirements.

1918: The Passport Act of 1918 was enacted, granting the U.S. Secretary of State the authority to issue and regulate passports. However, even after this act, passports were not initially required for U.S. citizens returning from abroad.

1941: During World War II, the U.S. government introduced more stringent immigration controls. U.S. citizens traveling to or from foreign countries were required to present passports for entry into the United States. This marked the point when passports became mandatory for U.S. citizens returning from overseas.

1952: The Immigration and Nationality Act of 1952 (also known as the McCarran-Walter Act) further strengthened immigration laws. It set the foundation for the modern immigration system and included provisions for passport requirements.

1986: The Immigration Reform and Control Act (IRCA) of 1986 introduced new immigration regulations and penalties for illegal immigration. Passports and other travel documents became critical components of the immigration process.

It is essential to note that the requirements for entry into the United States have been subject to change over time, influenced by historical events, security concerns, and evolving immigration policies. As such, the regulations regarding entry documents, including passports, should be consulted and understood in the context of the specific time period being researched.

Finding Immigration, Emigration & Naturalization Records

Finding naturalization records is an essential part of genealogy research, and there are several places where you can access these valuable documents:

1. National Archives and Records Administration (NARA): NARA is the primary repository for federal naturalization records. You can visit their website or contact their regional facilities to search for and request copies of naturalization records. The records are organized by location and may include Declarations of Intention, Petitions for Naturalization, and Naturalization Certificates.

2. FamilySearch:

FamilySearch is a free genealogy website that provides access to a vast collection of genealogical records, including naturalization records. They have digitized and indexed many naturalization records from various states, making it easier for researchers to search and access these documents online.

Finding the Records – FamilySearch

- FamilySearch.org – Search > Wiki > Location > **Emigration & Immigration** (right side).
- FamilySearch.org – Search > Wiki > Location > **Naturalization & Citizenship**

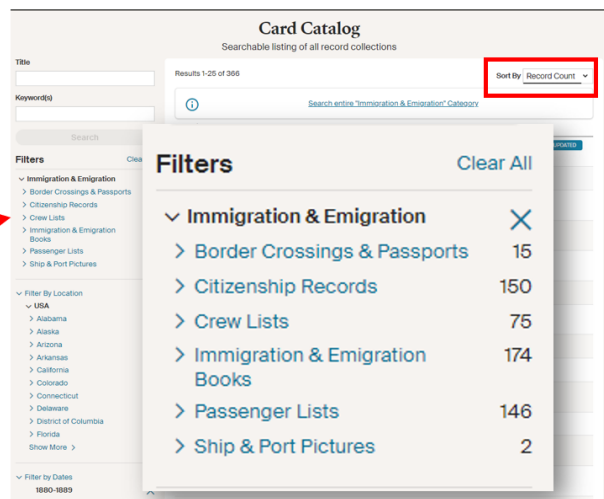


3. Ancestry.com: Ancestry offers a significant collection of immigration records. They have digitized records from different states and time periods, including Declarations of Intention, Petitions for Naturalization, Oaths of Allegiance, Passport Applications, Passenger Lists, and more.

Finding the Records – Ancestry

Two Options
 Search Tab
 Immigration & Travel
 Search Tab
 Card Catalog
 Immigration & Emigration
 Location

Left Side Filters



4. **MyHeritage & FindMyPast** – Both of these websites may have immigration and emigration records in countries outside of the U.S.
 - a. **FindMyPast** specializes in UK and Irish records.
 - b. **MyHeritage** works hard to have records from all around the world and translates to more languages than any other genealogical website.

Finding the Records – FindMyPast UK & Ireland

1. Click Search > Immigration and travel.
2. Refine your search or use the search fields to search all records in the Immigration category.

The screenshot shows the FindMyPast search interface. On the left is a navigation menu with categories like 'Census, Land & Substitutes', 'Churches & Religion', 'Directories & Social History', 'Education & Work', 'Immigration & Travel' (highlighted), 'Migration', 'Naturalizations', 'Passenger Lists', 'Transportation', 'Travel', 'Institutes & Organizations', and 'Military Service & Conflict'. Below these are 'SPECIAL COLLECTION' and 'Newspapers & Periodicals'. The main search area has sections for 'Year' (with a 'Give or take' dropdown), 'Where' (with dropdowns for 'World', 'Destination Country', and 'Destination Port'), 'Subcategory', 'Record set', and 'Optional keywords'. A search button labeled 'Search Immigration & Travel' and a 'Clear search' link are at the bottom.

5. **Fold3:** Fold3 is a subscription-based genealogy website specializing in military records, but it also includes a considerable collection of naturalization records related to military service.

6. **State and Local Archives:** Some states and local jurisdictions kept their naturalization records separate from federal records. Check with state archives, historical societies, and local courthouses to see if they hold any naturalization records for the areas where your ancestors lived.

7. **Courthouses:** If you know the specific county where your ancestor lived, you can contact the county courthouse to inquire about the availability of naturalization records.

8. **USCIS (U.S. Citizenship and Immigration Services):** For recent naturalization records (**post-1906**), you can request copies from USCIS using Form G-639. Keep in mind that these records may have more restricted access due to privacy concerns.

Remember that the availability and location of naturalization records can vary depending on the time period, the jurisdiction, and other factors.

Keep in mind that the **records created for citizenship were managed in different courts depending on the jurisdiction**. Additionally, **the first filing (Declaration of Intent) may have been filed in one place and the Final Papers (Petition) may have been filed in a completely different location**.

Given that people moved for whatever reason, in the 2-5 years required to wait from the first to the final paper applications, your ancestors may have moved.

Also know that **not all applicants filed their final naturalization petition**. Some did not see the need. There are several reasons why an individual may not have filed their final naturalization.

- **Changed Circumstances**
- **Language Barriers**
- **Financial Constraints**
- **Lack of Knowledge**
- **Political or Social Reasons**
- **Lengthy Process**
- **Moving or Relocation**
- **Administrative Errors**
- **Changes in Laws**
- **Fear of Losing Original Citizenship**
- **May Have Died**

Emigration

Do not forget to search for records in the area in which your ancestors left. They often left records with the local authorities as they migrated away from their homeland. Also, research passengers list for ports in the area leaving around the same time as the emigration records (if found). Depending on where you are researching, **national archives** of the country you are researching may have the EMIGRATION records.

The screenshot shows the top navigation bar of The National Archives website with the logo and a menu icon. Below the navigation bar is a search bar with the text "Search our website" and a search button. The search results for "emigration records" are displayed, showing 1 - 15 of 54 results. The first result is "Emigration and emigrants - The National Archives", which covers records and record series specific to emigration to North America. The second result is "Passenger lists - The National Archives", which covers digitised records from two record series held at The National Archives. The third result is "Passports - The National Archives", which covers historical passport records. A "Help with your research" box is also visible, providing links to research guides and guidance on researching family history and the First World War.

THE NATIONAL ARCHIVES

Home > Search > Your search results

Search our website

emigration records Search

To search our records, go to Discovery

Showing 1 - 15 of 54 results

[Emigration and emigrants - The National Archives](#)
 section covers **records** and **record** series specific to **emigration** to North America. For more general advice
 Source: The National Archives Website: Research Guides

[Passenger lists - The National Archives](#)
 the Mediterranean. These are digitised **records** from two **record** series held at The National Archives
 Source: The National Archives Website: Research Guides

[Passports - The National Archives](#)
 historical passport **records**. If you are looking for information about a current issue with your own passport
 Source: The National Archives Website: Research Guides

[Help with your research](#)
 Find a [research guide](#), or view our guidance on researching:
 • [Family history](#)
 • [First World War](#)

NATIONALARCHIVES.GOV.UK

Newspapers

Newspapers can be valuable resources for genealogists researching immigration or emigration of their ancestors. They offer a wide range of information that can provide insights into their journeys, experiences, and interactions with the local community. Here are some aspects related to immigration and emigration that can be found in newspapers:

Immigration Announcements:

Newspapers often published announcements of arrivals, listing the names of passengers who had recently arrived in a particular city or port. These passenger lists can be helpful for tracing the migration of ancestors and identifying their arrival dates.

Obituaries and Death Notices:

Obituaries and death notices may contain information about an individual's birthplace, immigration history, and family members, providing clues to their origins and immigration story.

Shipping News: Newspapers regularly published shipping news, including schedules and arrivals of ships from various ports. These reports may have included details about passenger vessels and their destinations, offering context for an ancestor's migration route.

Community News and Events: Newspapers covered local events and social gatherings attended by immigrant communities. These reports shed light on how immigrants integrated into their new communities and maintained ties with their cultural heritage.

Naturalization Notices: Newspapers often published lists of individuals who had applied for or completed the naturalization process. These notices can help genealogists confirm an ancestor's citizenship status and may include details such as their country of origin.

Advertisements and Promotions: Some newspapers contained advertisements and promotions for immigration services, passage fares, and land opportunities in other countries. These can provide insights into the factors that motivated migration.

Social and Cultural Clubs: Immigrants often formed social and cultural clubs to connect with others from their homeland. These clubs were sometimes mentioned in newspapers, along with events they organized.

oras and Calcutta; schooner Island Queen, George Davis, to China.

PASSENGERS.—ARRIVALS.

Per Mahi, from Bushire—Mr. Hopkins, I.N.
 Per Agnes, from Calcutta—C. Noyes, Esq.
 Per Eleanor, from Macao—A. W. Gwyne, Esq.; Hakmed Dosebhoy, and one native servant.
 Per Fort William, from London—Mr. Assistant-Surgeon G. G. W. Maitland.
 Per ship Margaret, from London—Lieut. Bowie, Dr. J. C. Trystrail, and Cadet B. Burges.
 Per ship Osceolo, from London—Capt. Kennett, Artillery.
 Per ship Nepal, from Greenock—D. Campbell, Esq.
 Per Majestic, from London—Mr. James Beard.
 Per Midlothian, from Plymouth—Mark Style, Esq., Assistant-Surgeon; Ensigns T. T. Piers and M. G. Head; and J. H. Snow, I.N.
 Per Monarch, from Leith—Mr. E. Ramsay.
 Per Gilbert Henderson, from Singapore, Mr. G. Craib.

DEPARTURES.

Per Hope, to Calcutta—Mr. G. A. S. Parleyburn.
 Per Reliance, to Liverpool—Lieutenant Dean and Mr. Jackson.
 Per Mary, to London—Lieut. Kippen, and Mrs. Allman and infant.
 Per Prince of Wales, to China—T. H. Ropeman, Esq., five Parsees, and three servants.
 Per Sophia, to Calcutta—Mr. W. Ramsay, and thirty natives.
 Per Trinidad, to China—Mr. Wæss, and two native servants.
 Per Curlew, to Zanzibar—Capt. A. Hamerton, her Majesty's consul at that place.
 Per ship Lord Goderich, to Calcutta—Mr. Barrister Mon-

Legal Notices: In cases of deportation or legal issues related to immigration, newspapers might carry notices or reports about these proceedings, which can provide information about an ancestor's immigration status.

Emigration Advertisements: Some newspapers in the home countries of immigrants published advertisements promoting emigration to other countries. These ads may provide clues about the push factors that influenced migration decisions.

Stories of Notable Immigrants: Newspapers occasionally featured stories about notable immigrants who achieved success in various fields. These stories can be inspirational and may resonate with the experiences of your ancestors.

Newspapers can be accessed through historical archives, digitized databases, and local libraries. When searching for information related to immigration or emigration, it is important to explore newspapers from the time and location where your ancestors lived, as well as newspapers from ports of entry or major cities where immigrants often settled.

FamilySearch

Searching the FamilySearch.org Wiki by location is your best place to begin.

1. Go to https://www.familysearch.org/en/wiki/Main_Page
2. Drill into the location where your ancestor may have immigrated.
 - a. For example: Going to just the United States, you will see that Emigration & Immigration are grouped separately from Naturalization and Citizenship.
 - b. Be aware of the types of records you seek.
 - c. Use the hyperlinks to learn the locations.

Record Types	
• Adoption	• Military Records
• Bible Records	• Naturalization & Citizenship
• Business Records	• Newspapers
• Cemeteries	• Obituaries
• Census	• Occupations
• Church Records	• Online Records
• Colonial Records	• Online Records by State
• Correctional Institutions	• Periodicals
• Court Records	• Probate Records
• Directories	• Religious Records
• Emigration & Immigration	• School Records
• Funeral Homes	• Taxation
• Genealogies	• Town Records
• Land & Property	• Vital Records
	• Voter Records

Filters	Clear All
<ul style="list-style-type: none"> <ul style="list-style-type: none"> <ul style="list-style-type: none"> Immigration & Emigration ✕ Border Crossings & Passports 42 Citizenship Records 180 Crew Lists 107 Immigration & Emigration Books 269 Passenger Lists 228 Ship & Port Pictures 5 	
<ul style="list-style-type: none"> <ul style="list-style-type: none"> Filter By Location Africa 4 Asia 6 Australia 41 Canada 39 Europe 153 	

Ancestry

On Ancestry.com you have two options for quick results:

1. Click the Search Tab > Immigration & Travel. This will take you to their collection of everything in that category.
2. For a more refined search, go to Search > Card Catalog > using the filters on the left side click Immigration & Emigration.
 - a. Here you can refine your search for Border Crossings, Citizenship Records, Crew Lists, Immigration & Emigration Books, Passenger Lists, Ship & Port Pictures. I find this to be the better way to search.
 - b. Filter to the location and era for further refined record collections.

MyHeritage

MyHeritage might be a good option for worldwide research. Once you are logged in:

1. Click Research > drop-down to Immigration.
2. Search for your ancestor in the Immigration & Travel search fields.
3. Scrolling down on the search page will allow you to filter by category.

Narrow down by category

Citizenship, Passport and Naturalization
16,767,135 records

Immigration & Emigration Records
34,145,174 records

Immigration Documents
7,289 records

Passenger Lists
159,124,216 records

FindMyPast

1. Click Search > Immigration and travel.
2. You can refine your search or use the search fields to search all records in the Immigration category.

- > Census, Land & Substitutes
- > Churches & Religion
- > Directories & Social History
- > Education & Work
- ▼ Immigration & Travel
 - Migration
 - Naturalizations
 - Passenger Lists
 - Transportation
 - Travel
- > Institutes & Organizations
- > Military Service & Conflict

SPECIAL COLLECTION

Newspapers & Periodicals

All fields are optional

Year

Give or take
 ⓘ

Where

World [Browse Ship Departure Port](#)

[Browse Destination Country](#)

[Browse Destination Port](#)

Subcategory

[Browse Subcategory](#)


Record set

[Browse Record set](#)




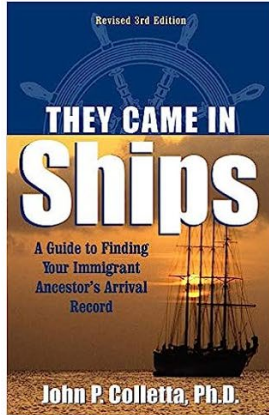
Optional keywords


Q Search Immigration & Travel [Clear search](#)

References


 BOOKS (Some may be affiliate links)


Recommended Books




 They Became Americans, Finding Naturalization Records and Ethnic Origins by Loretto Dennis Szucs
<https://amzn.to/2FJo2KF>


<https://amzn.to/2WG6pCg>


 Guide to Naturalization Records of the United States, Christina K. Schaefer Guide to Naturalization Records of the United States, Christina K. Schaefer <https://amzn.to/3NWGnaj>

 Guide to Ellis Island Ancestors, Sharon DeBartolo Carmack Guide to Ellis Island Ancestors, Sharon DeBartolo Carmack <https://amzn.to/3prQpaY>


WEBSITES

 D'Vera Cohn, "How U.S. Immigration laws and rules have changed through history,": Pew Research Center, <http://www.pewresearch.org/fact-tank/...> Interactive timeline.

 "United States Naturalization Laws," FamilySearch FamilySearch wiki, <https://www.familysearch.org/wiki/en/...>

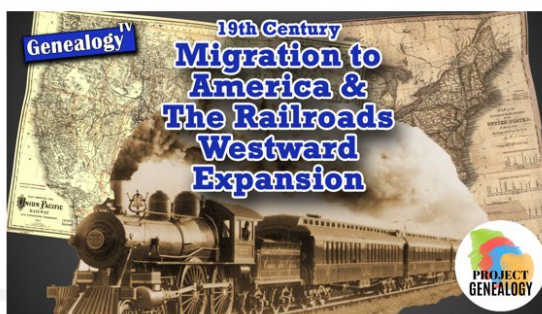
 Heritage Ships website with images of immigration ships. This is an unsponsored recommendation. <http://www.heritage-ships.com/>

 List of Ports and Times on Ancestry <https://www.ancestry.com/search/colle...>

 National Archives UK <https://www.nationalarchives.gov.uk/> and refined to immigration, emigration records, <https://www.nationalarchives.gov.uk/help-with-your-research/research-guides/?research-category=family-history&sub-category%5B%5D=immigrants-emigrants-refugees> This may lead you back to the FindMyPast website (subscription required).

More Genealogy TV Episodes

More Videos



- Immigration and Naturalization Records <https://youtu.be/mhGvWwGOh1s>
<https://www.youtube.com/watch?v=mhGvWwGOh1s>
- Ellis Island Immigrant Records and History <https://youtu.be/tMcJg6ZCAyw>
- 19th Century Migration to America in Railroads and the Westward Expansion
<https://youtu.be/4J2UyYXAYWs>
- How to Research Passenger Lists for Genealogy <https://youtu.be/Wqk08S7SajU>

Also check out The History Guy on YouTube. He is just fun to watch.

<https://www.youtube.com/@TheHistoryGuyChannel>

ATTRIBUTIONS

Images from either Ancestry.com or Constance Knox's personal files.

Some Information provided by OpenAI's GPT-3.5 language, and personally verified by Connie Knox.

Some definitions provided by Oxford Languages.

Transportation of Goods Image <https://www.nps.gov/articles/000/slavery-and-law-in-early-ma.htm>

Ship Sir George Seymour image – Sent convicts to Australia

The Great Eastern Steam Ship Image <https://tile.loc.gov/storage-services/service/pnp/pga/02300/02349v.jpg>

Passenger Ships "Victorian-era passenger ships of the United Kingdom" https://en.wikipedia.org/wiki/Category:Victorian-era_passenger_ships_of_the_United_Kingdom

Image of the Mayflower, Needham, Charles Austin, 1844-1922, artist. <https://www.loc.gov/resource/det.4a26454/>