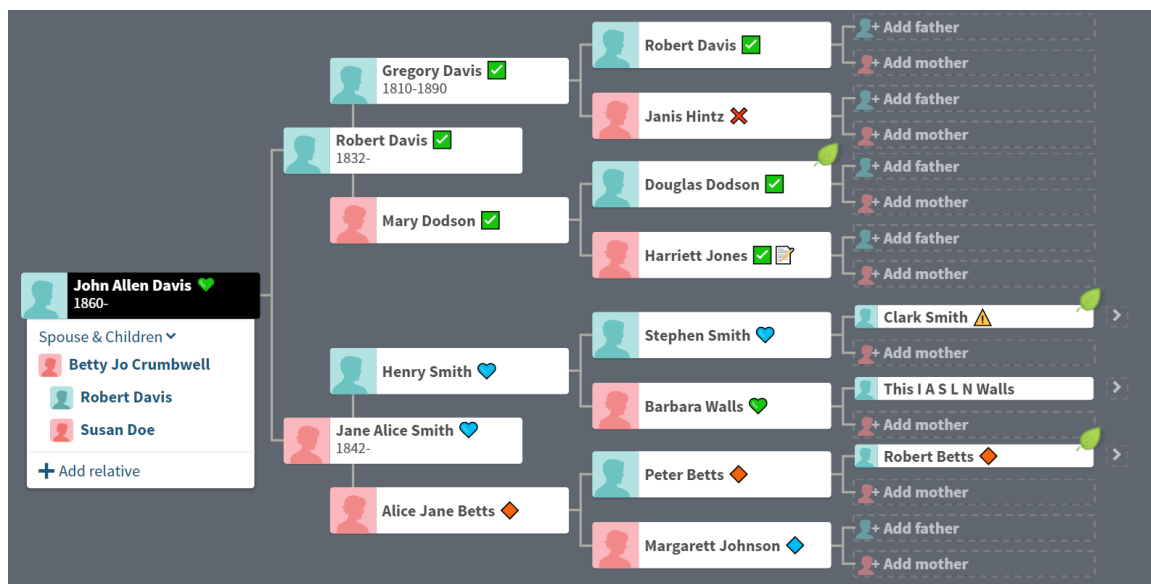


How to add an Emoji to Ancestor's Profiles on Ancestry.com or MyHeritage.com

Here are some simple tricks to customize the visualization of your family tree on Ancestry.com or MyHeritage.com. This trick cannot be done on FindMyPast or FamilySearch. This allows the emojis to show in the tree view.



Steps for Ancestry (MyHeritage is similar)

- Open the profile of your ancestor.
- Go to the Facts Tab
- Name and Gender
- Hover over the primary name and choose Edit
- Copy the Emoji you want from this handout or from [Emojipedia.com](https://emojipedia.com)
- Paste the Emoji into the SUFFIX field only. (Do not put it in any other field or it will mess up the search function!)

Connie's Standards

- ⚠️ WARNING Unverified – (Do not assume this is correct. It is a hypothesis, while I play with ideas!)
- 🚧 Brick Wall – (Reasonably Exhaustive Research Not Completed)
- 📄 Memo – Heads up! (Read the public comments about this person, I left notes.)
- ✅ Verified - (Reasonably Exhaustive Research Conducted)



Genealogy^{TV}

Copy and Paste

Here are some Emoji's you can copy right off this page.







For more go to [Emojipedia.com](https://emojipedia.com) and search for the symbol you want.






Favorite Emojis for Genealogy at [Emojipedia.com](https://emojipedia.com).

While some of these are showing below as black and white, they are in color when you click the links and paste them into the suffix name fields.

List of Symbols

- [Red Heart](#) 
- [Blue Heart](#) 
- [Red Circle](#) 
- [Blue Circle](#) 
- [Warning](#) 
- [Memo](#) 

- [Black Nib](#) 
- [Green Check Mark](#) 
- [Red Cross Mark](#) 
- [Green Check Box](#) 
- [Blue Check Box](#) 
- [No Entry](#) 

- [Prohibited](#) 
- [Star of David](#) 
- [Cross](#) 
- [Menorah](#) 
- [Six-Pointed Star](#) 



Copyright © 2020 – Constance H. Knox

GenealogyTV.org