



# EVIDENCE OF BIRTH, MARRIAGE AND DEATH

In this lesson, not only are we talking about birth, marriage, and death records (a.k.a. vital records) but also the “*evidence of*” birth, marriage and death.

Not all evidence is weighed equally for its accuracy. You can have official documents, or you can have evidence of the event in unofficial documents and records. It may be the unofficial documents are the only records that have survived.

Official documents, typically created by a governing body, are considered vital records. Thus, you’ll often find them in a governmental department such as the Department of Vital Statistics or similar title.

## Death Records and Evidence of Death

We’re starting with death records and working our way back to birth records. Why? Because we always want to research backwards. Not only are we researching backwards in time from generation to generation, but we’re also researching backwards with our ancestor’s lifetime, starting with death and working to birth.

ALSO... you’ll find *more* information about a person’s life in their death records, than any other type of record.

As a genealogist, you can find various types of death records or *evidence of death* to assist in your research. Here are some common sources you can explore:



[GenealogyTV.org](https://www.genealogytv.org)



[YouTube.com/GenealogyTV](https://www.youtube.com/GenealogyTV)

**1. Death Certificates:** These are official documents issued by government authorities upon a person's death. Death certificates typically contain vital information such as the date and place of death, the cause of death, the deceased person's full name *at death*, age, occupation, and sometimes the names of their parents, spouse, or children.

**2. Church Records:** Religious institutions often maintain records of deaths within their congregation. These records may include burial registers, cemetery records, funeral home records, or obituaries. Church records can provide additional details about the deceased individual and their family relationships.

**3. Cemetery Records:** Cemetery records can provide valuable information about the deceased, including the date of burial, the location of the grave, and sometimes details about the person's life. Many cemeteries have their own administrative offices or online databases where you can search for specific individuals.

**4. Obituaries:** Obituaries are published notices that announce a person's death and provide a summary of their life. They are often found in newspapers or online publications. Obituaries can provide information about the deceased person's relatives, their accomplishments, and sometimes even their birthdate.

**5. Funeral Home Records:** Funeral homes keep records of the services they have provided, including details about the deceased, the funeral arrangements, and the family members involved. These records may include death certificates, obituaries, and other relevant documents.

**6. Wills & Probate Records:** When a person passes away, their estate often goes through a legal process called probate. Probate records can contain a wealth of genealogical information, such as the deceased person's will, an inventory of their assets, and details about the distribution of their property to heirs.

GREEN HILL CEMETERY { BURIAL REMOVAL } RECORD			
Grave No.	2	Lot No.	6
Row No.	E		
Name	Gaber L. Johnson		Burial Permit No. 100
Age	39	Color	W
Sex	M		
Cause of death	Drowning in Lake Hattie		
Date of Burial	Sept 29 1924	Date of Removal	
Place of Death	Laramie		
Undertaker	J. W. Stryker		
	R. M. Leake		M. D.
See Monthly Report Dated	Sept. 1924		



**7. Social Security Death Index:** In the United States, the Social Security Death Index (SSDI) is a database that contains records of individuals who have had a Social Security number and are now deceased. It includes basic details like the person's name, birthdate, death date, and the state where their Social Security number was issued.

Ancestry and FamilySearch has the **Social Security Death Index** and

Ancestry also has the **Social Security Applications and Claims Index**. There is also an **SS5** record you can write for. All three records have some different information. More information is in the [video above](#).

Apply for the SS5 record of your ancestors under the Freedom of Information Act

<https://www.ssa.gov/foia/request.html> or here <https://www.ssa.gov/forms/ssa-711.pdf>



## 8. Coroner's Inquest/Report/Autopsy

Sometimes, when there is an unexpected or unexplained death there might be a Coroner's Report to find. These are typically at the county level. However, some counties may have archived old paper reports to a warehouse and getting staff to seek these reports may be a challenge.

<p>STATE OF FLORIDA, COLUMBIA COUNTY, In the Matter of the Inquest on the Body of G.W. Simmons, Subpoena issued July 24th, 1928. Coroner's Venire filed July 24th, 1928. Coroner's Jury verdict filed July 28th, 1928.</p> <p>IN THE MATTER OF THE INQUEST ON THE BODY OF G.W. SIMMONS.</p> <p>An inquisition, indented and taken for the State of Florida, in the County of Columbia</p>	<p>IN COUNTY JUDGE'S COURT, COLUMBIA COUNTY, FLORIDA.</p> <p>STATE OF FLORIDA? COLUMBIA COUNTY.</p>
---	---

## 9. U.S. Federal Census Mortality Schedules

U.S. Federal Census Mortality Schedules were created in **1850, 1860, 1870, 1880**, and in **some states 1885**. They were created for people who had died in the previous twelve months from the date of enumeration.

These are just a few examples of the types of death records and evidence that genealogists can utilize. The availability and accessibility of these records may vary depending on the time period, location, and the specific resources available.

## Marriage Records and Evidence of Marriage:

When researching marriage records for genealogy purposes, there are several types of records you can explore. Here are some common sources for finding marriage records:

**1. Marriage Certificates:** Marriage certificates are official documents issued by government authorities to record the legal union of a couple. They typically include the full names of the bride and groom, their ages, occupations, places of residence, the date and location of the marriage, and the names of witnesses. Marriage certificates are usually filed with the government office responsible for maintaining vital records, such as a county clerk's office or a registrar's office.

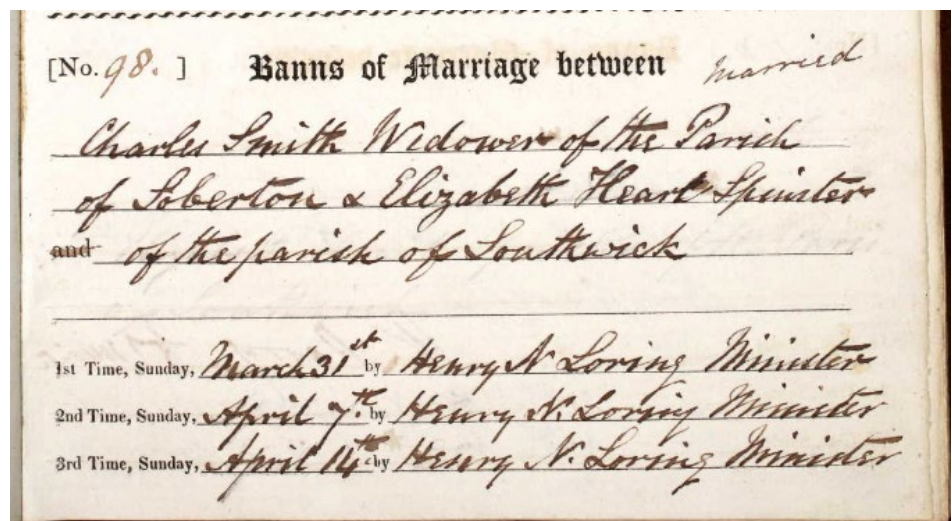
Look for seals, or other items that show the document is an original.



Look for the witnesses! They are typically family members. This one also shows where the witnesses lived.

**2. Church Records:** Religious institutions often keep their own records of marriages performed within their congregation. These records may include marriage registers, marriage banns, marriage licenses, or marriage bonds. Church marriage records can provide additional details about the couple, their religious affiliations, and their families.

**3. Marriage Bonds & Banns and Intentions:** In some jurisdictions, couples were required to have their marriage intentions or banns published in advance. Banns are public announcements made in the couple's local church or community, declaring their intent to marry. Banns and intentions can be found in church records, newspapers, or in specific marriage intention registers.



**4. Marriage Registers:** Marriage registers are books or ledgers maintained by government or religious authorities to record marriages. These registers may contain details such as the names of the couple, their ages, occupations, residences, the names of their parents, and the date and location of the marriage ceremony.

**5. Marriage License Applications:** In certain jurisdictions, couples were required to apply for a marriage license before getting married. These applications often include valuable genealogical information such as the full names of the couple, their ages, occupations, residences, the names of their parents, and sometimes even their birthplaces.

## Marriage Certificates, Licenses, & Returns

The image shows two historical marriage documents from Summit County, Ohio, dated 1890. The left document is a "MARRIAGE LICENSE" issued to Julius E. Potoka and Amelia Richter. The right document is a "RETURN" certifying that the couple was joined in marriage on the 25th day of October, 1890, by Probate Judge W. H. Reibmann. A red box highlights the "RETURN" section, and a red arrow points from the text below to it.

Look for the "Return" at the bottom of some applications where the officiator or the ceremony "returns" the information to the county that the couple actually did get married. Not all couples who applied to marry actually did.

**6. Newspapers:** Local newspapers often published marriage announcements or wedding notices. These announcements can provide information about the couple, their families, and sometimes even descriptions of the wedding ceremony. Newspaper archives, both physical and online, can be searched to locate such records.

**7. Divorce Records:** Believe it or not, divorce records are evidence of a marriage. In some cases, you may only find the divorce record and not the marriage record.

It's important to note that the availability and content of marriage records can vary depending on the time period, location, and the specific resources available. It is often necessary to search multiple sources and cross-reference information to gather accurate and comprehensive details about a marriage.



## African American Marriages in History

After the Civil War, African American marriages gained greater recognition and legitimacy as legal entities. Prior to the war, many enslaved individuals were not allowed to legally marry due to the institution of slavery and its dehumanizing effects. However, with the abolition of slavery and the Reconstruction era that followed, African American couples sought to formalize their unions and establish legal protections for their families. Here are some key aspects of African American marriages after the Civil War:

**1. Embracing Legal Marriage:** The abolition of slavery provided an opportunity for African American couples to legally marry. With the establishment of the **Freedmen's Bureau in 1865**, efforts were made to assist formerly enslaved individuals in legalizing their unions. The **Freedmen's Bureau helped facilitate the recording of marriages, and in some cases, provided official marriage certificates.**

**2. Marriage Records and Certificates:** Following the Civil War, states began implementing systems to record marriages and issue official marriage certificates. African American couples took advantage of these newly available resources to obtain legal recognition of their marriages. Marriage certificates served as proof of marriage and provided crucial legal protection, including property rights, inheritance, and child custody.

**3. Church Weddings:** Churches played a central role in African American marriages after the Civil War. Many couples chose to have their weddings officiated within their religious communities, incorporating spiritual elements and traditions into the ceremony. Church weddings provided a sense of sanctity and religious significance to the marriage.

**4. Legacy of Jumping the Broom:** While legal marriages became more accessible, the tradition of "jumping the broom" continued in African American weddings as a symbolic gesture of African cultural heritage. Although no longer necessary for legal recognition, some couples chose to incorporate this tradition as a way to honor their ancestors and acknowledge the resilience of African American marriages throughout history.

## Birth Records and Evidence of Birth:

Here are some common sources and types of birth records you can explore:

**1. Birth Certificates:** Birth certificates are official documents issued by government authorities to record a person's birth. They typically include the individual's full name, date and place of birth, the names of their parents, and sometimes additional information such as the parents' ages, occupations, and residences. **Birth certificates are usually filed with the government office responsible for maintaining vital records, such as a county clerk's office or a registrar's office.**



**2. Delayed Birth Certificates:** In some cases, individuals may not have a standard birth certificate, either due to delayed registration or other circumstances.

Delayed birth certificates are official documents issued later in life to record a person's birth. They may require additional evidence, such as affidavits from family members or other supporting documentation.

You will often find delayed birth certificates created in the mid 1930's when the Social Security

Administration was formed. People who were born in the early 1900's or before (prior to birth certificates) needed affidavits from others to prove their age in order to get a Social Security Card. These affidavits proved great genealogical information.

Department of Health  
Bureau of Vital Statistics

STATE OF WYOMING  
DELAYED CERTIFICATE OF BIRTH

File No. 1908  
Reg. No. D-1-9

Print Full name at birth Alma Marie Madsen Date of birth May 3 1908  
(Month) (Day) (Year)

Color or race White Sex Female Birthplace Laramie Albany Wyoming  
(City or Town) (Country) (State)

Father: name Herman Madsen Age at time of this birth 27 Birthplace Wyoming  
(State or Country)

Mother: name Frances Johnson Age at time of this birth 27 Birthplace Denmark  
(State or Country)

AFFIDAVIT: I hereby declare upon oath that the above statements are true. (To be signed by registrant if possible.)

Signature (use ink) Alma Marie Madsen (Conard) Relationship to registrant Self

Address 16512 Yanowen Blvd Subscribed and sworn to before me on April 7th 1942

Notary Public W. E. Mosher For State of California County of Los Angeles

Do NOT write below this line ABSTRACT OF SUPPORTING EVIDENCE Do NOT write below this line

Name and kind of document (including by whom issued and signed and date of issue)	Date Original Document was made
Verified copy California Birth Certificate File No. 1197 Dist. 1901 Re Glen Allen Henley born Aug. 30, 1931 Los Angeles, listing mother, Alma M. Madsen. Original and Red Seal Copy bearing Jurat of Deputy Registrar, City Los Angeles Division of Vital Statistics dated 4/27/42	Sept 2 1931
Neighbor's affidavit and Frank P. Fischer dated at Los Angeles Calif. affiant stating that he has personal knowledge of birth of Alma Marie Madsen having known family for years	5/2/42
Mother's affidavit and Frances Madsen and father's affidavit and Herman Madsen, both records dated at Los Angeles Co., Calif. 3/2/42.	3/2/42
Copy school enrollment record, sgd A.A. Slade, Supt. Schools, Laramie notarized Albany Co., Wyoming; 3/26/42.	School entry Sept 6 1921

Information Concerning Registrant as Stated in Document

Birth Date or Age	Birthplace	Name of Father	Full Name of Mother
Age 25 years	Wyoming	- - -	- - -
May 3, 1908	Laramie, Wyoming	Herman Madsen	Frances Johnson
May 3, 1908	Laramie, Wyoming	Herman Madsen	Frances Johnson Madsen
May 3, 1908	Laramie, Wyoming	Herman Madsen	- - -

Additional information:

Statement of Reviewing Official  
I hereby certify that I have reviewed and filed the evidence above and that the information contained therein is as noted in the preceding abstract and there was no previous registration found for this person in the Bureau of Vital Statistics.  
Signature of Reviewing Official G. Grimeshaw 3-13-42, J. Anderson 4-16-42 Date filed in Bureau G Cash of Vital Statistics April 17, 1942

**Affidavits Provide Additional Info**

**3. Church Baptismal Records:** Many religious institutions maintain records of baptisms or christenings, which serve as religious ceremonies to welcome a child into the faith. These records often include the child's name, date of baptism, the names of parents and godparents, and sometimes additional details like the parents' occupations and residence.

**4. Census Records:** Census records, conducted periodically by government authorities, often include information about individuals' ages, birthplaces, and family relationships.

While not specifically birth records, census records can provide clues about birth dates and places, particularly for earlier time periods when official birth certificates may not have been consistently issued.

#### Census 1900 U.S. Census

Showed Birth Month, Year, Age, Marital Status, and Place of Birth for Them and Their Parents. Even Immigration Info.

PERSONAL DESCRIPTION.												NATIVITY.			CITIZENSHIP.		
Color or race.	Sex.	DATE OF BIRTH.		Age at last birthday.	Whether single, married, widowed, or divorced.	Number of years married.	Mother of how many children.	Number of these children living.	Place of birth of each person and parents of each person enumerated. If born in the United States, give the State or Territory; if of foreign birth, give the Country only.			Year of immigration to the United States.	Number of years in the United States.	Naturalization.			
		Month.	Year.						Place of birth of this Person.	Place of birth of FATHER of this person.	Place of birth of MOTHER of this person.						
5	6	7	8	9	10	11	12	13	14	15	16	17	18				
W	M	Mar	1865	35	M	6			Ireland	Ireland	Ireland	1879	20	Na			
W	F	Jan	1873	27	M	6	4	3	Ohio	Ohio	Ohio						
W	F	Sept	1894	5	S				Ohio	Ireland	Ohio						
W	F	Sept	1897	2	S				Ohio	Ireland	Ohio						
W	F	Mcw	1899	1	S				Ohio	Ireland	Ohio						
W	M	Oct	1859	40	M	18			Italy	Italy	Italy	1892	8	Na			

#### Census

1900 U.S. Census

Showed Birth Month, Year, Age, Marital Status, and Place of Birth for Them and Their Parents. Even Immigration Info.

PERSONAL DESCRIPTION.												NATIVITY.			CITIZENSHIP.		
Color or race.	Sex.	DATE OF BIRTH.		Age at last birthday.	Whether single, married, widowed, or divorced.	Number of years married.	Mother of how many children.	Number of these children living.	Place of birth of each person and parents of each person enumerated. If born in the United States, give the State or Territory; if of foreign birth, give the Country only.			Year of immigration to the United States.	Number of years in the United States.	Naturalization.			
		Month.	Year.						Place of birth of this Person.	Place of birth of FATHER of this person.	Place of birth of MOTHER of this person.						
5	6	7	8	9	10	11	12	13	14	15	16	17	18				
W	M	Mar	1865	35	M	6			Ireland	Ireland	Ireland	1879	20	Na			
W	F	Jan	1873	27	M	6	4	3	Ohio	Ohio	Ohio						
W	F	Sept	1894	5	S				Ohio	Ireland	Ohio						
W	F	Sept	1897	2	S				Ohio	Ireland	Ohio						
W	F	Mcw	1899	1	S				Ohio	Ireland	Ohio						
W	M	Oct	1859	40	M	18			Italy	Italy	Italy	1892	8	Na			



**5. Newspaper Birth Announcements:** Local newspapers occasionally published birth announcements, particularly for notable individuals or prominent families. These announcements typically include the child's name, parents' names, date and place of birth, and sometimes additional details such as the child's weight or the names of grandparents.

**6. Adoption Records:** If you're researching adopted individuals or families involved in adoption, adoption records may be relevant. These records can contain information about the adoptee's birth parents, birth date, and sometimes original birth certificates. Laws vary from state to state.

To the best of my knowledge, as of September 2021, the laws regarding access to adoption records vary by state in the United States. While some states have more open policies allowing adoptees access to their adoption records, others have more restrictive regulations. It's important to note that adoption laws can change over time, so it's recommended to consult the most up-to-date information or legal resources specific to the state in question. Here is a list of states where adoption records may be obtained without a court order, to the best of my knowledge:



1. Alaska
2. Kansas
3. Maine
4. New Hampshire
5. Oregon

In these states, adoptees may have the right to access their original birth certificates or other adoption-related records without requiring a court order. However, it's crucial to research the specific requirements, restrictions, and procedures associated with obtaining these records in each state, as there may be conditions or exceptions to consider.

For states not listed here, access to adoption records may be more restricted, and adoptees may need to go through legal processes, such as petitioning the court or hiring an intermediary, to gain access to their adoption records. It's advisable to consult the relevant state adoption laws or seek guidance from adoption support organizations or legal professionals for the most accurate and current information regarding a specific state's adoption record access.

**8. DNA Testing:** In recent years, DNA testing has become a popular tool for genealogy research. DNA tests can provide insights into genetic connections, helping to confirm relationships and uncover potential birth relatives.

It's important to keep in mind that the availability and content of birth records can vary depending on the time period, location, and the specific resources available. Different countries and regions have their own systems for recording and maintaining birth records, so the types of records and the level of detail they contain may differ. Exploring multiple sources and cross-referencing information is often necessary to establish accurate and comprehensive details about a person's birth.

## Where There's an Index... There *May* Be Original Documents

When you find an ancestor listed in an index, it is an exciting discovery. To seek the original document related to the indexed entry, follow these steps:

### Indexes & Databases

- Names
- Dates
- Places
- Family
- Witnesses!!!
- When the Form was Created
- Where the Original Record is Located
- Birth Locations
- Parents
- Cause of Death

#### James W Booth

in the U.S., Passport Applications, 1795-1925



[Add or update information](#)

[Report a problem](#)

ALWAYS  
Drill into  
the  
Record

#### Detail Source

##### Source Citation

National Archives and Records Administration (NARA); Washington D.C.; NARA Series: *Passport Applications, January 2, 1906 - March 31, 1925*; Roll #: 1499; Volume #: Roll 1499 - Certificates: 143376-143749, 18 Feb 1921-19 Feb 1921

##### Source Information

Ancestry.com. *U.S., Passport Applications, 1795-1925* [database on-line]. Lehi, UT, USA: Ancestry.com Operations, Inc., 2007.

Original data: *Selected Passports*. National Archives, Washington, D.C.

A full list of sources can be found [here](#).

##### Description

This is a collection of American passport applications that includes passport applications from 1795-1925, passport amendment and extension applications from 1912-1925, and a register of passport applications that cover most of the same years. Passport applications often include information regarding an applicant's family status, date and place of birth, residence, naturalization (if foreign-born), and other biographical information. Twentieth-century applications often include marriage and family information as well as dates, places, and names of ships used for travel. [Learn more...](#)

**2. Identify the Repository:** Determine the repository or organization that holds the original document. It could be a government office, archives, library, church, or other institution, depending on the type of record and the time period and location of the event.

**3. Contact the Repository:** Reach out to the repository where the original document is held. This can be done by phone, email, or visiting in person if feasible. Inquire about their policies and procedures for accessing and obtaining copies of the records. Provide them with the details you gathered from the index entry.

**4. Online Access or Digital Archives:** Check if the repository has made their collections available online or through digital archives. Many archives and government agencies are digitizing their

records and making them accessible online. Explore their website or online databases to see if the original document you are seeking is available in digital form.

**5. Request Copies or Transcriptions:** Check [FamilySearch.org](https://www.familysearch.org) for free documents first.

FamilySearch is big on providing these vital records whenever possible. Ancestry.com is another great resource for vital records.

If the original document is not available online or you require a physical copy, request copies or transcriptions of the record from the repository. They may have specific forms or procedures for making such requests. Be prepared to provide the necessary details from the index entry to assist them in locating the correct record.

**6. Pay Applicable Fees:** Some repositories charge fees for providing copies of records or conducting research on your behalf. Inquire about any associated costs and be prepared to pay them. The fees may vary depending on the repository and the services requested.

**7. Plan a Visit:** If the repository is within a reasonable distance and you have the opportunity, plan a visit to examine the original document in person. This can be particularly beneficial if the document is not available online or if you want to gather additional information from surrounding records or collections. This is particularly important with any documents that may have faded over time, such as Wills & Probate packages.

**8. Keep a Record:** Once you have obtained a copy or viewed the original document, document the source, repository, and any pertinent information from the record in your research notes.

**Maintaining a proper citation and source information is important for future reference** and to support the credibility of your research. Lastly, scan and photograph the item and its folder or box it was found in.

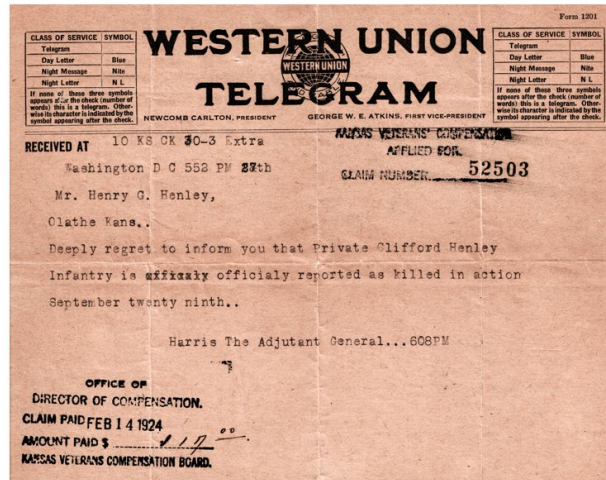
Remember, **not all index entries will have corresponding original documents**. Some records may have been lost, destroyed, or are simply inaccessible. In such cases, the index itself may be the only available evidence. Nevertheless, thorough research and following these steps will increase your chances of obtaining the original document related to the indexed entry and enrich your genealogical research.

## Evidence of the Event

While official birth, marriage, and death records are primary sources for genealogical research, it's worth noting that there can be other forms of evidence that provide valuable information about these life events. These pieces of evidence, though not always official documents, can still contribute to your genealogical research. Here are a few examples:

### Other Kinds of Records

- Telegrams
- Military Records
- Diaries
- Journals
- Baby Registries
- Wedding Registries



Clifford Henley, KIA 1918, WWI: France; Telegram to Family, privately held.

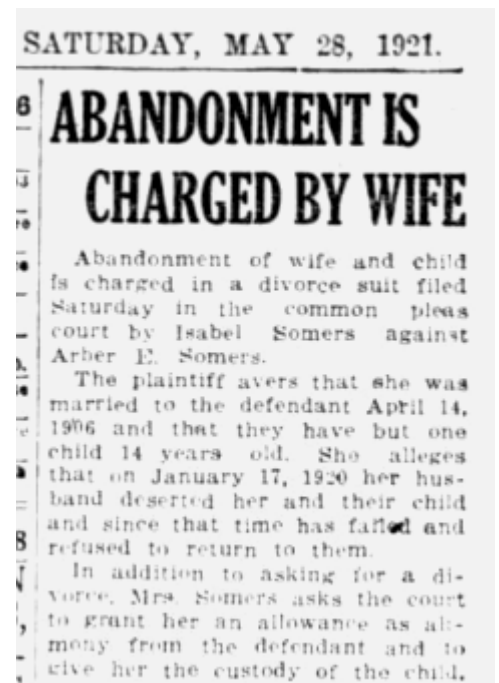
52

**1. Family Bibles:** Family Bibles often served as important repositories of family information. They were frequently used to record vital events such as births, marriages, and deaths. These entries may include names, dates, and locations, providing valuable details for your research. Family Bibles can be passed down through generations and can offer insights into family connections.

**2. Church Records:** Besides official church marriage or baptismal records, other church-related documents may contain references to births, marriages, or deaths. For example, **church minutes**, **membership lists**, or **church newsletters** could mention significant events within the congregation. Such records can provide supplementary information or clues to guide further research.

**3. Newspaper Clippings:** Newspapers often published articles related to births, marriages, and deaths. In addition to official announcements, newspapers might feature social news columns, personal anecdotes, or obituaries that provide additional details about the individuals involved. These clippings can offer insights into family relationships and community ties.

**4. Family Letters and Correspondence:** Personal letters exchanged between family members or friends can be a treasure trove of genealogical information. These letters may mention births, marriages, or deaths, providing firsthand accounts or



informal records of important life events. They can also reveal details about family dynamics, migrations, or other significant aspects of your ancestors' lives.

**5. Tombstone Inscriptions:** When visiting cemeteries, examining tombstones can yield valuable information. Inscriptions often include the individual's name, birth and death dates, and sometimes additional details such as relationships or epitaphs. Tombstones can be particularly helpful in confirming vital information and identifying family plots. Also, if you are visiting the cemetery, **LOOK AT THE BACK SIDE OF THE TOMBSTONE!** Sometimes more information is found on the back.

**6. Oral History and Family Traditions:** Conversations with older family members can unveil valuable insights into family history. Oral history often preserves stories, anecdotes, and details about births, marriages, or deaths that may not be recorded elsewhere. Family traditions, customs, or celebrations related to these events can provide cultural context and indicate important family connections.

**7. Photographs and Memorabilia:** Family photo albums, heirlooms, or memorabilia can offer visual evidence of births, marriages, and deaths. Photographs may include annotations, dates, or other contextual information. Wedding invitations, birth announcements, or funeral cards are examples of paper ephemera that may have been preserved, offering further details and confirming important life events.

**8. Military Records:** Military records or draft registration cards often recorded the birth date and place as well as other close family members in case of an emergency.

It's crucial to approach these alternative sources with caution and verify the information they provide through official records whenever possible. While they can provide valuable clues and personal perspectives, they should be used in conjunction with other sources to build a well-rounded and accurate family history.

REGISTRATION CARD—(Men born on or after April 28, 1877 and on or before February 16, 1897)		
SERIAL NUMBER U. 936	1. NAME (Print) HERMAN M MADSEN (First) (Middle) (Last)	ORDER NUMBER
2. PLACE OF RESIDENCE (Print) 3914 - Brighton Ave. S. O. Los Angeles - Calif. (Number and street) (Town, township, village, or city) (County) (State)		
[THE PLACE OF RESIDENCE GIVEN ON THE LINE ABOVE WILL DETERMINE LOCAL BOARD JURISDICTION; LINE 2 OF REGISTRATION CERTIFICATE WILL BE IDENTICAL]		
3. MAILING ADDRESS Same (Mailing address if other than place indicated on line 2. If same insert word same)		
4. TELEPHONE PA. 5364 (Exchange) (Number)	5. AGE IN YEARS 61 DATE OF BIRTH May 25 1880 (Mo.) (Day) (Yr.)	6. PLACE OF BIRTH Laramie (Town or county) Wyoming (State or country)
7. NAME AND ADDRESS OF PERSON WHO WILL ALWAYS KNOW YOUR ADDRESS Mrs. Frances Madsen - Same address		
8. EMPLOYER'S NAME AND ADDRESS Unemployed		
9. PLACE OF EMPLOYMENT OR BUSINESS (Number and street or R. F. D. number) (Town) (County) (State)		
I AFFIRM THAT I HAVE VERIFIED ABOVE ANSWERS AND THAT THEY ARE TRUE.		
D. S. S. Form 1 (Revised 4-1-42)	(over)	16-21630-2 Herman M. Madsen (Registrant's signature)

# FamilySearch Wiki

The FamilySearch Wiki is a valuable resource for genealogical research that can provide guidance and assistance in finding records. Here's how you can use the FamilySearch wiki to help locate records:

- 1. Accessing the FamilySearch Wiki:** Visit the FamilySearch website ([familysearch.org/wiki](https://familysearch.org/wiki)). The wiki contains a vast collection of articles and guides related to genealogy and family history research.
- 2. Find Your Location in the Wiki:** Drill in by location to find where the vital records are in the area you are researching.

## Oklahoma Vital Records

United States ► U.S. Vital Records ► Oklahoma ► Vital Records

### Introduction to Vital Records

Vital Records consist of births, adoptions, marriages, divorces, and deaths recorded on registers, certificates, and documents. United States Vital Records has additional research guidance on researching and using vital records. A copy or an extract of most original records can be purchased from the Oklahoma Vital Records State Department of Health<sup>®</sup> or the County Clerk's office of the county where the event occurred.

Contents <small>[hide]</small>	
1	Online Oklahoma Birth, Marriage and Death Records
1.1	By Event
2	Birth Records
2.1	Birth and Death Records
2.2	Accessibility to Oklahoma Birth and Death Records
2.3	Delayed Birth Records
3	Marriage Records
3.1	Divorce Records
4	Death Records
4.1	Cause of Death
5	Alternative Records
6	Tips
7	Archives, Libraries and Societies
7.1	Inventory of Vital Records
8	Websites
9	References



	Birth	Marriage	Death
Earliest	1891	1890 or when the county was created	-
Statewide Registration	1908	No Statewide Records	1908
General Compliance	1928	-	1928

• All of Oklahoma except a few areas; Greer County and No Man's Land, and Unassigned Lands were Indian Territory until April 22, 1889.

### Oklahoma Wiki Topics



#### Beginning Research

- Guided Research
- Research Strategies
- Record Finder

#### Record Types

- Adoption
- Bible Records
- Biography
- Cemeteries
- Census
- Church Records
- Correctional Institutions
- Court Records
- Directories
- Emigration & Immigration
- Genealogies
- Land & Property
- Military Records
- Naturalization & Citizenship
- Newspapers
- Obituaries
- Occupation & Business Records
- Online Collections
- Periodicals
- Probate Records
- School Records
- Taxation
- **Vital Records**
- Voter Records

- 3. Record Types:** On the right side, you'll see hyperlinks to various types of records, including "Vital Records." Click on Vital Records to jump to that section of the website for more detailed information.
- 4. Utilize External Links:** The FamilySearch Wiki often includes external links to other useful websites, databases, archives, and repositories related to the topic or location you are researching. These links can lead you to additional resources and records that might not be available directly through FamilySearch.

# Where to Find Birth, Marriage, and Death Records

## 1. Start with Online Sources

The internet has made it easier than ever to access birth, marriage, and death records from around the world. Many websites offer online databases of these records, which you can search by name, date, and location. Some of the most popular websites:

- **Ancestry.com** (Subscription, worldwide)
- **FamilySearch.org** (Free, worldwide)
- **MyHeritage.com** (Subscription, worldwide)
- **FindMyPast** (Subscription, US, UK and Ireland)

NOTE: Always check FamilySearch first before ordering copies. You will often find them there for free.



## 2. Check with Local Authorities

In addition to online sources, you can also find birth, marriage, and death records by contacting local authorities. This may include city or county clerks, state vital records offices, or national archives. Keep in mind that each jurisdiction may have different rules and regulations about accessing these records, so be sure to check the requirements and procedures for the location you are interested in.

## 3. Visit Libraries and Archives

Libraries and archives can be excellent resources for genealogical research, as they often have extensive collections of historical records and documents. Many libraries and archives also have genealogy departments dedicated staff who can help you navigate their collections and find the records you are looking for. If you are not sure where to start, try searching for libraries or archives in the area where your ancestors lived.

## 4. Collaborate with Others

Finally, do not overlook the value of collaboration when it comes to genealogical research. There are many online communities and forums dedicated to family history research, where you can connect with other researchers who may have access to records or information that you do not. You can also join local genealogy societies or attend genealogy conferences to network with other researchers and learn more about the resources available in your area.

## 5. FamilySearch Wiki

The FamilySearch Wiki is a valuable resource for genealogical research that can provide guidance and assistance in finding records. Here's how you can use the FamilySearch wiki to help locate records:

- 5. Accessing the FamilySearch Wiki:** Visit the FamilySearch website ([familysearch.org/wiki](https://familysearch.org/wiki)). The wiki contains a vast collection of articles and guides related to genealogy and family history research.
- 6. Find Your Location in the Wiki:** Drill in by location to find where the vital records are in the area you are researching.

#### Oklahoma Vital Records

United States [U.S. Vital Records](#) [Oklahoma](#) [Vital Records](#)

##### Introduction to Vital Records

Vital Records consist of births, adoptions, marriages, divorces, and deaths recorded on registers, certificates, and documents. United States Vital Records has additional research guidance on researching and using vital records. A copy or an extract of most original records can be purchased from the Oklahoma Vital Records State Department of Health or the County Clerk's office of the county where the event occurred.

Contents <small>[hide]</small>	
1	Online Oklahoma Birth, Marriage and Death Records
1.1	By Event
2	Birth Records
2.1	Birth and Death Records
2.2	Accessibility to Oklahoma Birth and Death Records
2.3	Delayed Birth Records
3	Marriage Records
3.1	Divorce Records
4	Death Records
4.1	Cause of Death
5	Alternative Records
6	Tips
7	Archives, Libraries and Societies
7.1	Inventory of Vital Records
8	Websites
9	References



	Birth	Marriage	Death
Earliest	1891	1890 or when the county was created	-
Statewide Registration	1908	No Statewide Records	1908
General Compliance	1928	-	1928

• All of Oklahoma except a few areas; Greer County and No Man's Land, and Unassigned Lands were Indian Territory until April 22, 1889.

#### Oklahoma Wiki Topics



#### Beginning Research

- Guided Research
- Research Strategies
- Record Finder

#### Record Types

- Adoption
- Bible Records
- Biography
- Cemeteries
- Census
- Church Records
- Correctional Institutions
- Court Records
- Directories
- Emigration & Immigration
- Genealogies
- Land & Property
- Military Records
- Naturalization & Citizenship
- Newspapers
- Obituaries
- Occupation & Business Records
- Online Collections
- Periodicals
- Probate Records
- School Records
- Taxation
- **Vital Records**
- Voter Records

- 7. Record Types:** On the right side, you'll see hyperlinks to various types of records, including "Vital Records." Click on Vital Records to jump to that section of the website for more detailed information.
- 8. Utilize External Links:** The FamilySearch wiki often includes external links to other useful websites, databases, archives, and repositories related to the topic or location you are researching. These links can lead you to additional resources and records that might not be available directly through FamilySearch.

## What to Look For

When searching for vital records, there are several things you should look for to make the most of the information available.

### 1. Names and Dates

The most basic information you will want to find in vital records are the names and dates of your ancestors. This includes their full name, as well as any nicknames or variations that they may have used over time. You will also want to note the dates of their birth, marriage, and death, as well as any other significant dates, such as the date of their baptism or the date of their naturalization.



## 2. Places of Birth, Marriage, and Death

In addition to names and dates, vital records will also provide information about the places where your ancestors were born, married, and or died. This can help you locate specific locations on a map and learn more about the communities where your ancestors lived. You may also find clues about where your ancestors migrated from or to, based on the locations listed in their vital records.

### Indexes & Databases

- Names
- Dates
- Places
- Family
- Witnesses!!!
- When the Form was Created
- Where the Original Record is Located
- Birth Locations
- Parents
- Cause of Death

#### James W Booth

in the U.S., Passport Applications, 1795-1925



[Add or update information](#)

[Report a problem](#)

ALWAYS  
Drill into  
the  
Record

Detail **Source**

#### Source Citation

National Archives and Records Administration (NARA); Washington D.C.; NARA Series: *Passport Applications, January 2, 1906 - March 31, 1925*; Roll #: 1499; Volume #: *Roll 1499 - Certificates: 143376-143749, 18 Feb 1921-19 Feb 1921*

#### Source Information

Ancestry.com. *U.S., Passport Applications, 1795-1925* [database on-line]. Lehi, UT, USA: Ancestry.com Operations, Inc., 2007.

Original data: *Selected Passports*. National Archives, Washington, D.C.

A full list of sources can be found [here](#).

#### Description

This is a collection of American passport applications that includes passport applications from 1795-1925, passport amendment and extension applications from 1912-1925, and a register of passport applications that cover most of the same years. Passport applications often include information regarding an applicant's family status, date and place of birth, residence, naturalization (if foreign-born), and other biographical information. Twentieth-century applications often include marriage and family information as well as dates, places, and names of ships used for travel. [Learn more...](#)

## 3. Parents, Children, and Spouses

Vital records will also include information about your ancestors' parents and spouses. This can help you confirm relationships and identify other family members who may have lived in the same area or migrated together. You may also find information about your ancestors' spouses, including their maiden names, which can help you trace their own family histories.

## 4. Occupation and Education

Vital records may also include information about your ancestors' occupation and education. This can give you insight into their daily lives and the opportunities that were available to them. You may also find clues about their socioeconomic status or the industries that were prevalent in the communities where they lived.

## 5. Cause of Death

Finally, death records may include information about the cause of your ancestor's death. This can provide important medical information and help you understand the historical context of their life. For example, if many people in a certain community died of a particular disease during a specific time, this may suggest a larger epidemic or outbreak that impacted the community.

## 6. Witnesses & Informants

Witnesses are often family members. Add the witnesses and informants into your research notes and or consider adding them as floaters to your Ancestry tree. These are also part of the Friends, Associates, and Neighbors (a.k.a. the F.A.N. Club). These witnesses and informants are often either family and or FAN club members and will usually be found in other documents as well. By researching these FAN Club and family members, you will begin to see the structure of the community. These puzzle pieces are part of the larger community in which your ancestors lived.

## 7. Forms & Certificates

Look for the form numbers or dates the form or certificate was created. This is an indication of if this document is a copy or an original.

## Accuracy of Vital Records

Vital records, such as birth, marriage, and death certificates, are important sources of information for genealogy research. However, it is important to keep in mind that these records are not always 100% accurate. Here are some factors that can affect the accuracy of vital records and how to work around them:



### 1. Human Error

Vital records are created by people, and people make mistakes. Clerks, doctors, and other officials may make errors when recording names, dates, and other information. These errors may be small, such as misspelling a name or getting a birth date wrong by a day or two, or they may be significant, such as recording the wrong name for a parent or spouse. To mitigate the impact of human error, it is important to cross-check vital records with other sources of information, such as census records, family bibles, or church records.

### 2. Language Barriers:

If your ancestors came from a country where a different language is spoken, it is possible that the vital records you find may be written in that language. This can make it difficult to read or translate the records accurately. To address this, you may need to seek out the help of a professional translator or genealogist who is familiar with the language and culture of the region.

### 3. Lack of Information

In some cases, vital records may be incomplete or missing valuable information. For example, a birth certificate may not list the name of a father if the mother was unmarried at the time of the birth. A death certificate may not list the cause of death if it was unknown or not recorded. To address this, you may need to supplement the information you find in vital records with information from other sources, such as newspaper obituaries or cemetery records.

### 4. Cultural Practices

Cultural practices and traditions can affect the accuracy of vital records. For example, in some cultures, it is common for people to change their names after marriage or to use multiple names throughout their lives. In other cultures, it may be difficult to determine a person's exact birth date, as birthdays were not traditionally celebrated. To address this, it is important to be aware of cultural practices and to seek out additional sources of information that can help clarify any discrepancies.

### 5. Legal Restrictions

Finally, it is important to be aware of legal restrictions on vital records. Depending on the jurisdiction, vital records may be restricted to protect the privacy of living individuals. This can make it difficult to access records for ancestors who were born or died within a certain time. To address this, you may need to collaborate with local authorities or seek out alternative sources of information, such as census records or immigration records.

While vital records can be valuable sources of information for genealogy research, it is important to approach them with a critical eye. By being aware of the potential for errors and limitations, and by cross-checking vital records with other sources of information, you can build a more accurate and complete picture of your family history.

### 6. Spelling Inaccuracies

Names often have spelling variations. A name may be spelled phonetically or if a person had a foreign accent, the official may not have understood the name of your ancestor as it should have been written. Also, some people did not know how to read or write. Thus, names would be spelled as they were heard by the person noting it. Lastly, the spelling of names was not as important as it is today. You will see multiple variations.

### 7. Duplicate Copies

Look closely at the documents you are examining. Oftentimes with marriage, birth and death certificates, they are duplicates. Anytime you order a copy of a birth, marriage or death certificate from a county recorder, they are typically making a copy of the original. This means that the staff could have made a mistake in making the copy.

## Evidence of Birth, Marriage, and Death Beyond the Government Records

While vital records are an important source of information for genealogists, they are not the only sources available. There are several other types of evidence that genealogists can look for to support their research, including:

### 1. Census Records

As discussed previously, census records provide valuable information about a person's age, place of birth, occupation, and family members. They can help you establish family relationships and identify other members of the household. Census records are usually conducted every ten years, and the earliest U.S. census was conducted in 1790.


### 2. Church Records

Church records can provide information about baptisms, marriages, and burials that may not be recorded in civil vital records. These records may include additional details, such as the names of godparents or witnesses, which can help you identify family relationships.

Church records may also include membership lists or other historical

documents that can provide insight into the lives of your ancestors. At one time, church records were the official government records and were the only records kept.

#### Quaker Meeting Minutes



Joseph Newby & Rachel [sic] his wife were married the 9<sup>th</sup> day of the 9<sup>th</sup> month, 1824.

Perquimans County, NC, Piney Woods Monthly Meeting, Births, Deaths, and Marriages, 1718-1918, Ancestry.com

51

### 3. Immigration Records

Immigration records can provide information about when and how your ancestors arrived in a new country. These records may include passenger lists, naturalization records, or other documentation that can help you trace your family's movements over time.

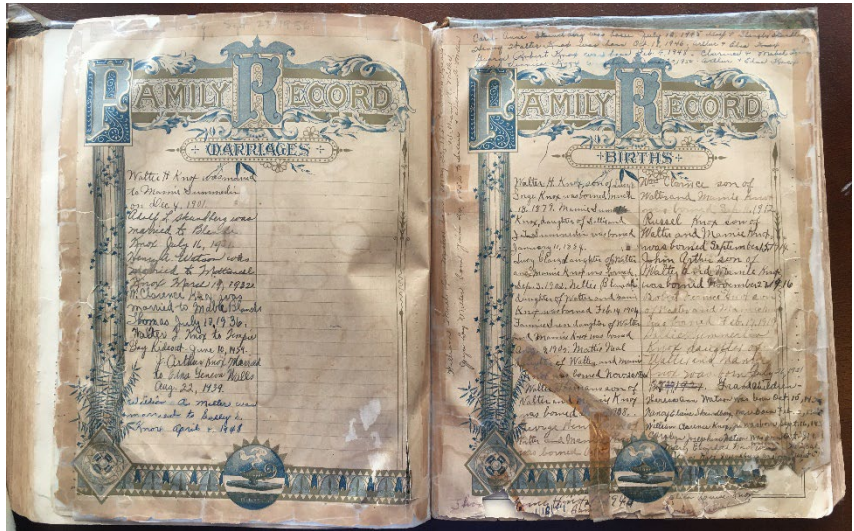
### 4. Military Records

Military records can provide information about your ancestors' service in the armed forces. These records may include enlistment or discharge papers, pension records, or other documentation that can provide details about their military service and life after service.

## 5. Family Bibles

Family Bibles can provide a wealth of information about your ancestors, including birth, marriage, and death dates, as well as family relationships. They may also include photographs, newspaper clippings, or other documents that provide insight into your family's history.

By combining information from multiple sources, genealogists can build a more complete picture of their family history and gain a deeper understanding of their ancestors' lives.



## Learn More...

Subscribe to the Genealogy TV YouTube Channel. It's free.



**Genealogy**<sup>TV</sup>

**YouTube**

FREE




Nearly 350 Episodes

[YouTube.com/GenealogyTV](https://www.youtube.com/GenealogyTV)

There is so much more to learn to help you find your family history. Consider joining the Genealogy TV Academy.

Use Promo Code **GTVA25%** to get 25% off the life of your membership. Click the image below to **GET STARTED** or learn more [About the Genealogy TV Academy HERE](#). For questions about the Academy email [help@genealogytv.org](mailto:help@genealogytv.org)



All Access Pass  
Regular Rate \$59 per Month



Monthly Sub  
Promo Code  
**GTVA25%**  
**\$44.25/Month**

Annual Sub  
10% off to Start  
Add **GTVA25%**  
+25% Off  
**\$33.49/Month**  
(\$401.93 Annual Rate)

[GenealogyTV.org/Academy](https://GenealogyTV.org/Academy) – Click "Get Started"